


Technical data sheet

Cable tray DKS 60 FS

Item number: 6085202



DKS 60 = perforated cable tray system with 60 mm side height.
Permeable cable tray system to VdS guideline 2092 with 30% hole surface for use under sprinkler systems.
Bottom penetration from width 200 mm.
Connecting parts should be ordered in the appropriate quantity.
Magnetic shield insulation without cover 20 dB, with cover 50 dB.



- St** Steel
- FS** Strip galvanized

Master data

Item number	6085202
Type	DKS 640 FS
Description 1	Cable tray DKS
Description 2	perforated w/ floor penetrat.
Manufacturer	OBO
Dimension	60x400x3000
Colour	zinc
Material	Steel
Surface	Strip galvanized
Surface standard	DIN EN 10346
Smallest sales unit	3
Unit of quantity	Metre
Weight	493.334 kg
Weight unit	kg/100 m
CO2 Footprint (GWP) Cradle-to-Gate	14,7874 kg COe / 1 Meter

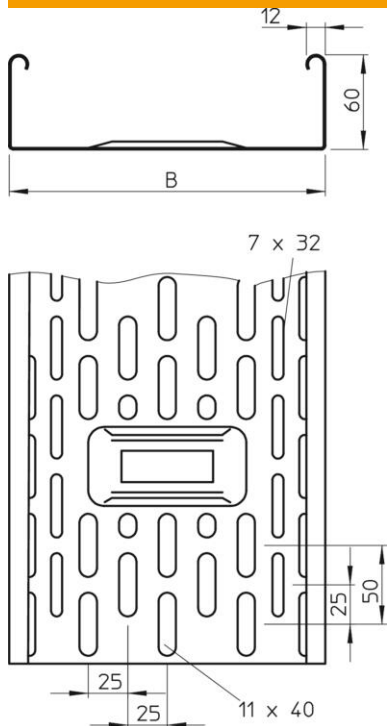
Technical data sheet

Cable tray DKS 60 FS

Item number: 6085202



Dimensions



Dimension	60 x 400
Length	3,000 mm
Length	10 ft
Width	400 mm
Width	16 in
Height	60 mm
Height	2 in
Plate thickness	0.04 in
Plate thickness	1.5 mm
Dimension B	400 mm

Technical data

Connector version	Without connectors
Mounting system fastening type	Floor Ceiling Wall
Walkable	no
Maintain electrical functions	no
With cover	no
Mounting perforation in base	yes
NATO hole pattern	no
Usable cross-section	238 cm ²
Usable cross-section	23800 mm ²
Rustproof steel, pickled	no
Side perforation	yes
Wide-span version	no
Load test type according to IEC 61537	Type II
Type of connector, cable support system	Screwed

Technical data sheet

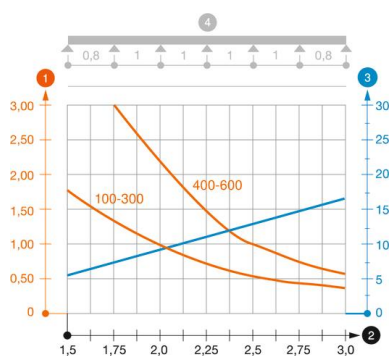
Cable tray DKS 60 FS

Item number: 6085202



Loads

Insertable support spacings, min.	1.5 m
Insertable support spacings, max.	3 m
Support spacing 1.5 m	3 kN/m
Support spacing 2.0 m	2.25 kN/m
Support spacing 2.5 m	1 kN/m
Support spacing 3.0 m	0.65 kN/m



Load diagram, cable tray, type DKS 60

- 1 Permitted cable tray/ladder load in kN/m without man load
- 2 Support width in m
- 3 Rail bend in mm at permitted kN/m
- 4 Load scheme during testing
- Load curve with cable tray/ladder width in mm
- Strut bend curve according to support width