


Technical data sheet

Mesh cable tray GR-Magic® 105 A2

Item number: 6002460



Mesh cable tray with shaped connector of side height 105 mm.
No additional connection components are required for the mesh cable tray, it is simply interlocked. The grid width is 50 x 100 mm.
Magnetic shield insulation without cover 15 dB, with cover 25 dB.



A2 Stainless steel

2B Bright, treated

Master data

Item number	6002460
Type	GRM 105 300 A2
Description 1	Mesh cable tray GRM
Manufacturer	OBO
Dimension	105x300x3000
Colour	stainless steel
Material	Stainless steel 1.4301
Surface	Bright, treated
Surface standard	
Smallest sales unit	3
Unit of quantity	Metre
Weight	234.667 kg
Weight unit	kg/100 m
CO2 Footprint (GWP) Cradle-to-Gate	11,7853 kg CO2e / 1 Meter

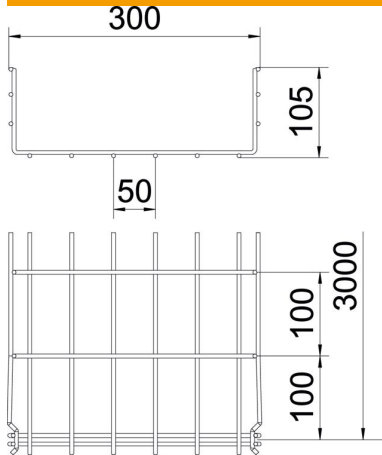
Technical data sheet

Mesh cable tray GR-Magic® 105 A2

Item number: 6002460



Dimensions



Length	3,000 mm
Width	300 mm
Width	11.81 in
Height	105 mm
Height	4.13 in
Dimension B	300 mm
Dimension H	108 mm

Technical data

Connector version	Integrated connector
Mounting system fastening type	Floor Ceiling Wall
Maintain electrical functions	no
Integrated partition	Without
Usable cross-section	268 cm ²
Usable cross-section	26800 mm ²
Profile shape	U-shaped
Rustproof steel, pickled	yes
Screwless connector	yes
Wide-span version	no
Load test type according to IEC 61537	Type II
Type of connector, cable support system	Click fastening

Technical data sheet

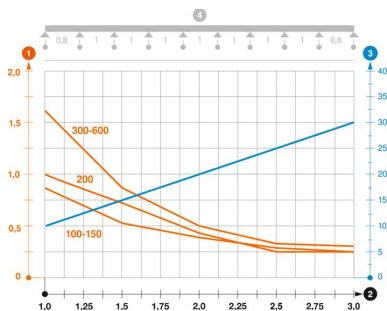
Mesh cable tray GR-Magic® 105 A2

Item number: 6002460



Loads

Insertable support spacings, min.	1 m
Insertable support spacings, max.	3 m
Support spacing 1.0 m	1.1 kN/m
Support spacing 1.5 m	0.75 kN/m
Support spacing 2.0 m	0.53 kN/m
Support spacing 2.5 m	0.38 kN/m
Support spacing 3.0 m	0.3 kN/m



Load diagram, mesh cable tray, type GRM 105

- 2 Support width in m
- 3 Rail bend in mm at permitted kN/m
- 1 Permitted cable tray/ladder load in kN/m without man load