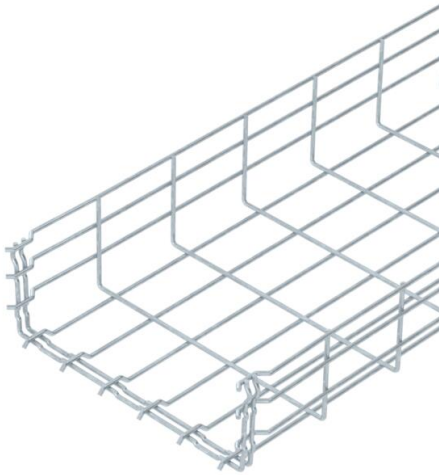


# Technical data sheet

## Mesh cable tray GR-Magic® 105 FT

Item number: 6002437



Mesh cable tray with shaped connector of side height 105 mm.  
No additional connection components are required for the mesh cable tray, it is simply interlocked. The grid width is 50 x 100 mm.  
Magnetic shield insulation without cover 15 dB, with cover 25 dB.



**St** Steel

**FT** Hot-dip galvanised

### Master data

Item number	6002437
Type	GRM 105 300 FT
Description 1	Mesh cable tray GRM
Manufacturer	OBO
Dimension	105x300x3000
Colour	zinc
Material	Steel
Surface	Hot-dip galvanised
Surface standard	DIN EN ISO 1461
Smallest sales unit	3
Unit of quantity	Metre
Weight	244 kg
Weight unit	kg/100 m
CO2 Footprint (GWP) Cradle-to-Gate	4,9769 kg CO2e / 1 Meter

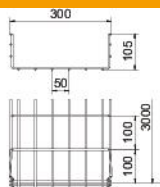
# Technical data sheet

## Mesh cable tray GR-Magic® 105 FT

Item number: 6002437



### Dimensions



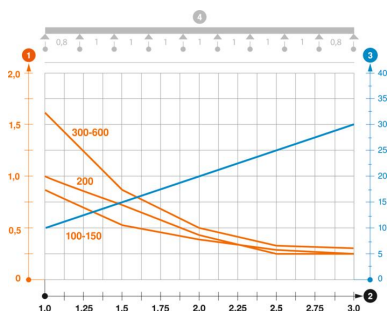
Length	3,000 mm
Width	300 mm
Width	11.81 in
Height	105 mm
Height	4.13 in
Dimension B	300 mm
Dimension H	108 mm

### Technical data

Connector version	Integrated connector
Mounting system fastening type	Floor Ceiling Wall
Maintain electrical functions	no
Integrated partition	Without
Usable cross-section	268 cm <sup>2</sup>
Usable cross-section	26800 mm <sup>2</sup>
Profile shape	U-shaped
Rustproof steel, pickled	no
Screwless connector	yes
Wide-span version	no
Load test type according to IEC 61537	Type II
Type of connector, cable support system	Click fastening

### Loads

Insertable support spacings, min.	1 m
Insertable support spacings, max.	3 m
Support spacing 1.0 m	1.6 kN/m
Support spacing 1.5 m	0.8 kN/m
Support spacing 2.0 m	0.5 kN/m
Support spacing 2.5 m	0.33 kN/m
Support spacing 3.0 m	0.3 kN/m



Load diagram, mesh cable tray, type GRM 105

- 2** Support width in m
- 3** Rail bend in mm at permitted kN/m
- 1** Permitted cable tray/ladder load in kN/m without man load