


Technical data sheet

Mesh cable tray GR-Magic® 105 A2

Item number: 6002463



Mesh cable tray with shaped connector of side height 105 mm.
No additional connection components are required for the mesh cable tray, it is simply interlocked. The grid width is 50 x 100 mm.
Magnetic shield insulation without cover 15 dB, with cover 25 dB.



A2 Stainless steel

2B Bright, treated

Master data

| | |
|------------------------------------|---------------------------|
| Item number | 6002463 |
| Type | GRM 105 400 A2 |
| Description 1 | Mesh cable tray GRM |
| Manufacturer | OBO |
| Dimension | 105x400x3000 |
| Colour | stainless steel |
| Material | Stainless steel 1.4301 |
| Surface | Bright, treated |
| Surface standard | |
| Smallest sales unit | 3 |
| Unit of quantity | Metre |
| Weight | 277 kg |
| Weight unit | kg/100 m |
| CO2 Footprint (GWP) Cradle-to-Gate | 13,9094 kg CO2e / 1 Meter |

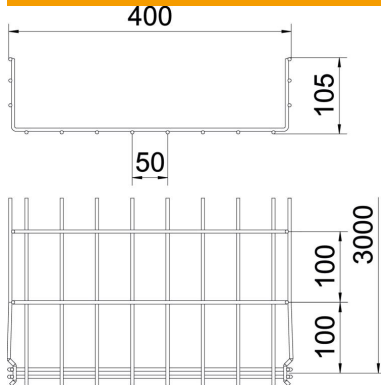
Technical data sheet

Mesh cable tray GR-Magic® 105 A2

Item number: 6002463



Dimensions



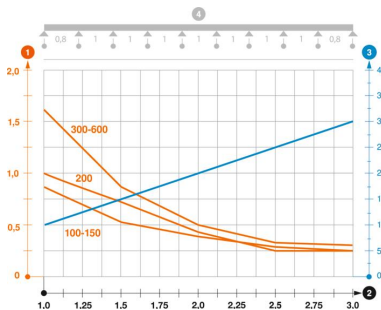
| | |
|-------------|----------|
| Length | 3,000 mm |
| Width | 400 mm |
| Width | 15.75 in |
| Height | 105 mm |
| Height | 4.13 in |
| Dimension B | 400 mm |
| Dimension H | 108 mm |

Technical data

| | |
|---|-----------------------|
| Connector version | Integrated connector |
| Mounting system fastening type | Floor Ceiling Wall |
| Maintain electrical functions | no |
| Integrated partition | Without |
| Usable cross-section | 363 cm ² |
| Usable cross-section | 36300 mm ² |
| Profile shape | U-shaped |
| Rustproof steel, pickled | yes |
| Screwless connector | yes |
| Wide-span version | no |
| Load test type according to IEC 61537 | Type II |
| Type of connector, cable support system | Click fastening |

Loads

| | |
|-----------------------------------|-----------|
| Insertable support spacings, min. | 1 m |
| Insertable support spacings, max. | 3 m |
| Support spacing 1.0 m | 1.1 kN/m |
| Support spacing 1.5 m | 0.75 kN/m |
| Support spacing 2.0 m | 0.53 kN/m |
| Support spacing 2.5 m | 0.38 kN/m |
| Support spacing 3.0 m | 0.3 kN/m |



Load diagram, mesh cable tray, type GRM 105

- ② Support width in m
- ③ Rail bend in mm at permitted kN/m
- ① Permitted cable tray/ladder load in kN/m without man load