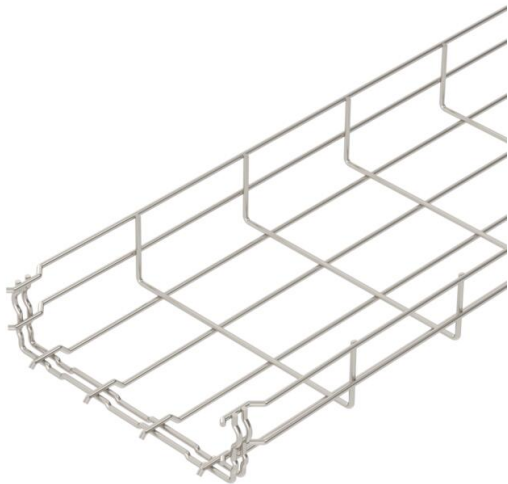


Technical data sheet

Mesh cable tray GR-Magic® 55 A4

Item number: 6001091



Mesh cable tray with shaped connector of side height 55 mm.  
No additional connection components are required for the mesh cable tray, it is simply interlocked. The grid width is 50 x 100 mm (exception: GRM 55/50 = 20 x 100 mm).  
Magnetic shield insulation without cover 15 dB, with cover 25 dB.



- A4Stainless steel
- 2BBright, treated

| Master data                       |                         |
|-----------------------------------|-------------------------|
| Item number                       | 6001091                 |
| Description 1                     | Mesh cable tray GRM     |
| Manufacturer                      | OBO                     |
| Dimension                         | 55x200x3000             |
| Colour                            | stainless steel         |
| Material                          | Stainless steel         |
| Surface                           | Bright, treated         |
| Surface standard                  |                         |
| Smallest sales unit               | 3                       |
| Unit of quantity                  | Metre                   |
| Weight                            | 99 kg                   |
| Weight unit                       | kg/100 m                |
| CO Footprint (GWP) Cradle-to-Gate | 5,0225 kg COe / 1 Meter |

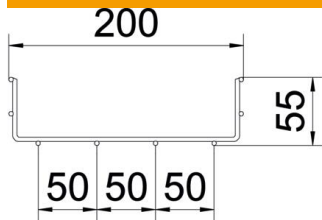
# Technical data sheet

## Mesh cable tray GR-Magic® 55 A4

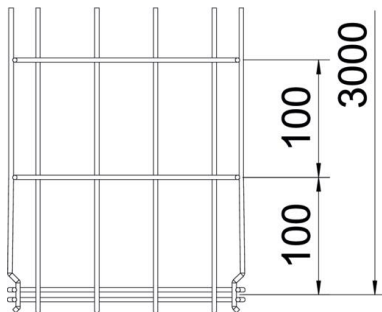
Item number: 6001091



### Dimensions



|             |          |
|-------------|----------|
| Length      | 3,000 mm |
| Width       | 200 mm   |
| Width       | 7.87 in  |
| Height      | 55 mm    |
| Height      | 2.17 in  |
| Dimension B | 200 mm   |
| Dimension H | 58 mm    |



### Technical data

|   |                      |
|---|----------------------|
| Connector version                       | Integrated connector |
| Mounting system fastening type          | Floor Ceiling Wall   |
| Maintain electrical functions           | yes                  |
| Integrated partition                    | Without              |
| Usable cross-section                    | 87 cm²               |
| Usable cross-section                    | 8700 mm²             |
| Profile shape                           | U-shaped             |
| Rustproof steel, pickled                | yes                  |
| Screwless connector                     | yes                  |
| Wide-span version                       | no                   |
| Load test type according to IEC 61537   | Type II              |
| Type of connector, cable support system | Click fastening      |

# Technical data sheet

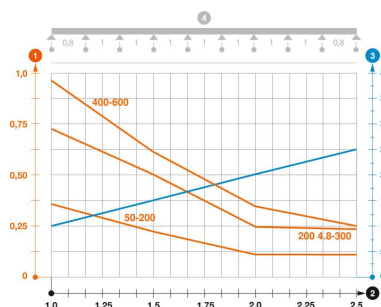
## Mesh cable tray GR-Magic® 55 A4

Item number: 6001091



### Loads

|                                   |           |
|-----------------------------------|-----------|
| Insertable support spacings, min. | 1 m       |
| Insertable support spacings, max. | 2.5 m     |
| Support spacing 1.0 m             | 0.35 kN/m |
| Support spacing 1.5 m             | 0.2 kN/m  |
| Support spacing 2.0 m             | 0.1 kN/m  |
| Support spacing 2.5 m             | 0.1 kN/m  |



### Load diagram, mesh cable tray, type GRM 55 VA

- 1 Permitted cable tray/ladder load in kN/m without man load
- 2 Support width in m
- 3 Rail bend in mm at permitted kN/m
- 4 Load scheme during testing
- Load curve with cable tray/ladder width in mm
- Strut bend curve according to support width