


Technical data sheet

Cable tray LKS 60 FS RU 400 - 600 mm perforated

Item number: 6048920



Light-duty cable tray system for routing low loads.
LKS 60 = Light-duty cable tray system with 60 mm side height.
Magnetic shield insulation without cover 20 dB, with cover 50 dB.
Connecting parts should be ordered in the appropriate quantity.



- St** Steel
- FS** Strip galvanized

Master data

Item number	6048920
Type	LKS 640 FS RU
Description 1	Cable tray LKS
Description 2	perforated
Manufacturer	OBO
Dimension	60x400x3000
Material	Steel
Surface	Strip galvanized
Surface standard	DIN EN 10346
Smallest sales unit	3
Unit of quantity	Metre
Weight	333.333 kg
Weight unit	kg/100 m

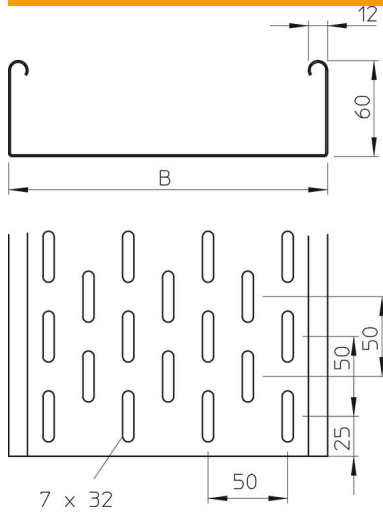
Technical data sheet

Cable tray LKS 60 FS RU 400 - 600 mm perforated

Item number: 6048920



Dimensions



Length	3,000 mm
Width	400 mm
Height	60 mm
Plate thickness	0.9 mm
Dimension B	400 mm
Dimension L	3,000 mm

Technical data

Connector version	Without connectors
Mounting system fastening type	Floor Ceiling Wall
Walkable	no
Maintain electrical functions	no
With cover	no
Mounting perforation in base	yes
NATO hole pattern	no
Usable cross-section	238 cm ²
Usable cross-section	23800 mm ²
Rustproof steel, pickled	no
Side perforation	yes
Wide-span version	no
Load test type according to IEC 61537	Type III
Type of connector, cable support system	Screwed

Technical data sheet

Cable tray LKS 60 FS RU 400 - 600 mm perforated

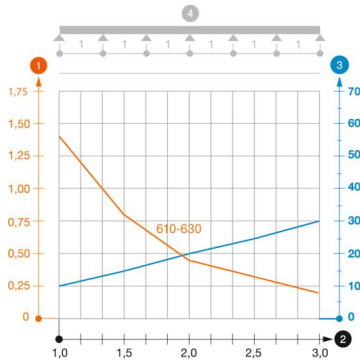
Item number: 6048920



Loads

Support spacing 1.0 m	1.5 kN/m
Support spacing 1.5 m	0.9 kN/m
Support spacing 2.0 m	0.55 kN/m
Support spacing 3.0 m	0.3 kN/m

Load diagram, cable tray, type LKS 60 FS RU



- 1 Permitted cable tray/ladder load in kN/m without man load
- 2 Support width in m
- 3 Rail bend in mm at permitted kN/m
- 4 Load scheme during testing
- Load curve with cable tray/ladder width in mm
- Strut bend curve according to support width
- * Tested according to testing type III (EN 61537 - 10.3.3.)