


Technical data sheet

Cable tray SKSU 85 FS

Item number: 6063984



SKS 85 = Heavy-duty cable tray system, unperforated, with 85 mm side height. The cable tray has connector perforations on both sides. Straight connectors should be ordered in the appropriate quantity.
Magnetic shield insulation without cover 20 dB, with cover 50 dB.



St Steel

FS Strip galvanized

Master data

Item number	6063984
Type	SKSU 830 FS
Description 1	Cable tray SKSU
Description 2	unperforated, connector holes
Manufacturer	OBO
Dimension	85x300x3000
Material	Steel
Surface	Strip galvanized
Surface standard	DIN EN 10346
Smallest sales unit	3
Unit of quantity	Metre
Weight	586.333 kg
Weight unit	kg/100 m

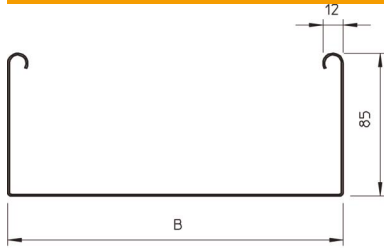
Technical data sheet

Cable tray SKSU 85 FS

Item number: 6063984



Dimensions



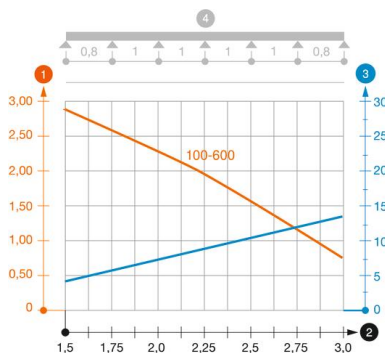
Dimension	85 x 300
Length	3,000 mm
Width	300 mm
Height	85 mm
Plate thickness	1.5 mm
Dimension B	300 mm



Technical data

Connector version	Supplied connectors
Mounting system fastening type	Floor Ceiling Wall
Walkable	no
Maintain electrical functions	no
With cover	no
Mounting perforation in base	no
NATO hole pattern	no
Usable cross-section	253 cm ²
Usable cross-section	25300 mm ²
Rustproof steel, pickled	no
Side perforation	no
Wide-span version	no
Load test type according to IEC 61537	Type II
Type of connector, cable support system	Screwed

Loads



Load diagram, cable tray, type SKSU 85

- 1** Permitted cable tray/ladder load in kN/m without man load
- 2** Support width in m
- 3** Rail bend in mm at permitted kN/m
- 4** Load scheme during testing
- Load curve with cable tray/ladder width in mm
- Strut bend curve according to support width