

Technical data sheet

Surge arrester V20, 2-pole, 550 V

Item number: 5095212



Surge arrester, type 2

- For surge voltage protection equipotential bonding to VDE 0100-443 (IEC 60364-4-44)
- Discharge capacity to 40 kA (8/20) per pole through high-performance varistors
- Modular connectable arrester with cut-off unit and visual status display
- Locking mechanism with vibration protection and voltage keying
- Plastic to UL 94 V-0
- The remote signalling variants (FS) have a potential-free changeover contact for remote signalling

Application: Equipotential bonding in main and sub-distributions.



Master data

Item number	5095212
Type	V20-2-550
Description 1	SurgeController V20
Description 2	2-pole
Manufacturer	OBO
Dimension	550V
Smallest sales unit	1
Unit of quantity	Piece
Weight	27 kg
Weight unit	kg/100 pc.
CO2 Footprint (GWP) Cradle-to-Gate	1,0254 kg CO2e / 1 Piece

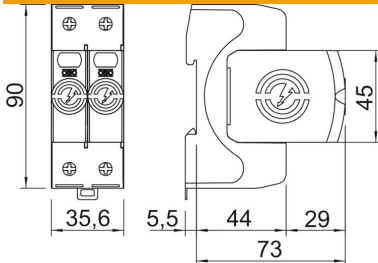
Technical data sheet

Surge arrester V20, 2-pole, 550 V

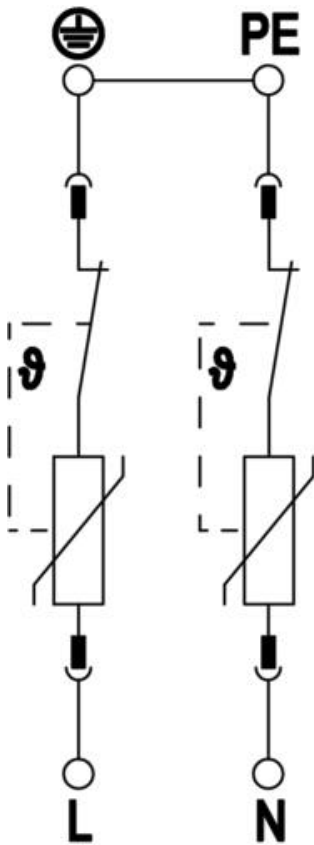
Item number: 5095212



Dimensions



Technical data



Arrester surge current (8/20 μ s) [total]	80 kA
Connection cross-section (min.)	1.5 mm ²
Response time	<25 ns
Response time [L-N]	25 ns
Blow-out	no
Pole version	2
Structural width in division units (division unit, 17.5 mm)	2
Operating temperature, max.	80 °C
Operating temperature, min.	-40 °C
Torque	35 Lbs
Torque	4 Nm
Installation location	Interior
Remote signalling	no
Function/defect display	Visual
Housing material surge protection components	PA UL 94 V-0
Maximum continuous voltage (L-N)	550 V
Maximum continuous voltage AC	550 V
Integrated back-up fuse	no
Short-circuit resistant	yes
Short-circuit resistance for max. mains-side overcurrent protection	50 kA eff
Conductor cross-section, flexible (fine-wire), max.	35 mm ²
Conductor cross-section, flexible (fine-wire), max.	2 AWG
Conductor cross-section, flexible (fine-wire), min.	16 AWG
Conductor cross-section, flexible (fine-wire), min.	1.5 mm ²
Conductor cross-section, rigid (single-wire/multiwire), max.	2 AWG
Conductor cross-section, rigid (single-wire/multiwire), max.	35 mm ²
Conductor cross-section, rigid (single-wire/multiwire), min.	16 AWG
Conductor cross-section, rigid (single-wire/multiwire), min.	1.5 mm ²
Humidity, min.	5 %
Humidity, max.	95 %

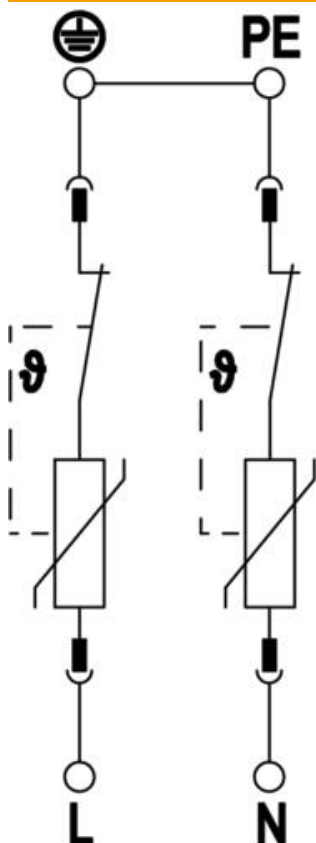
Technical data sheet

Surge arrester V20, 2-pole, 550 V

Item number: 5095212



Technical data



Max. mains-side overcurrent protection	160 A gL/gG
Maximum back-up fuse	160 A
Maximum discharge current (8/20 μ s)	40 kA
Maximum discharge current (8/20 μ s) [L-N]	40 kA
Minimum distance	1.5 mm
Installation type	DIN rail 35 mm
Nominal discharge current (8/20 μ s)	15 kA
Nominal discharge current (8/20 μ s) [L-N]	20 kA
Nominal voltage AC (50/60 Hz)	400 V
Network form	Other
TN network form	yes
TN-C network form	yes
Pole number	2
Ports	One-Port SPD
Test class, type 2	yes
Residual voltage [L-N] @ 1 kA	1.7 kV
Residual voltage [L-N] @ 5 kA	2.1 kV
Protection rating	IP20
Protective conductor current	< 500 μ A
Protection level	$\leq 2,4$ kV
Protection level [L-N]	$\leq 2,4$
Signalling on device	Visual
SPD to EN 61643-11	Type 2
SPD to IEC 61643-1	Class II
SPD to UL 1449	Type 4
Permitted temperature range, max.	80 °C
Permitted temperature range, min.	-40 °C
TOV voltage [L-N] – fail safe mode – 120 min.	915 V
TOV voltage [L-N] – withstand mode – 5 s	700 V
Approvals	UL