

# Technical data sheet

## Combination arrester V50, 1-pole + NPE 150 V



Item number: 5093452



Lightning current combination arrester, type 1+2

- For lightning current equipotential bonding to VDE 0185-305 (IEC 62305)
- Lightning current arresting capacity of 12.5 kA (10/350) per pole and up to 50 kA (10/350) in total
- Modular, plug-in arrester with cut-off unit and visual status display
- Locking mechanism with vibration protection and voltage keying
- Plastic to UL 94 V-0
- The remote signalling (FS) variants have a potential-free changeover contact for remote signalling

Application: Lightning current equipotential bonding for buildings of class III and IV.

\* Complete = Plug-in arrester and base



PA Polyamide

### Master data

Item number	5093452
Type	V50-1+NPE-150
Description 1	CombiController V50
Description 2	1-pole with NPE
Manufacturer	OBO
Dimension	150V
Material	Polyamide
Smallest sales unit	1
Unit of quantity	Piece
Weight	29.3 kg
Weight unit	kg/100 pc.
CO2 Footprint (GWP) Cradle-to-Gate	1,5488 kg CO2e / 1 Piece

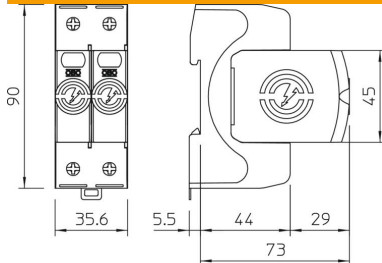
# Technical data sheet

## Combination arrester V50, 1-pole + NPE 150 V

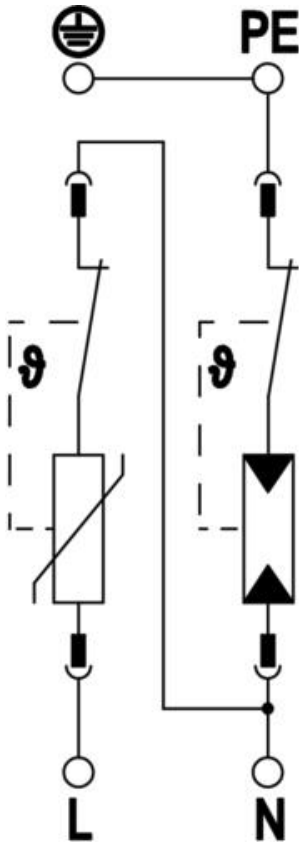
Item number: 5093452



### Dimensions



### Technical data



Arrester surge current (8/20 $\mu$ s) [total]	80 kA
Connection cross-section (min.)	1.5 mm <sup>2</sup>
Connection cross-section, FM terminals, max.	16 AWG
Connection cross-section, FM terminals, max.	1.5 mm <sup>2</sup>
Connection cross-section, FM terminals, min.	21 AWG
Connection cross-section, FM terminals, min.	0.5 mm <sup>2</sup>
Response time	<25 ns
Response time [L-N]	25 ns
Response time [N-PE]	100 ns
Blow-out	no
Pole version	1+N/PE
Structural width in division units (division unit, 17.5 mm)	2
Operating temperature, max.	80 °C
Operating temperature, min.	-40 °C
Lightning surge current (10/350 $\mu$ s)	12.5 kA
Lightning surge current (10/350 $\mu$ s) [L-N/PE]	12.5 kA
Lightning surge current (10/350 $\mu$ s) [N/PE]	50 kA
Lightning surge current (10/350 $\mu$ s)	25 kA
Torque	35 Lbs
Torque	4 Nm
Torque for FM terminal	1.7 Lbs
Torque for FM terminal	0.2 Nm
Installation location	Interior
Remote signalling	no
Follow current quenching capacity (eff) [N-PE]	0.1 kA
Function/defect display	Visual
Housing material surge protection components	PA UL 94 V-0
Combined voltage protection level [L-PE]	2.1 kV
Maximum continuous voltage (L-N)	150 V

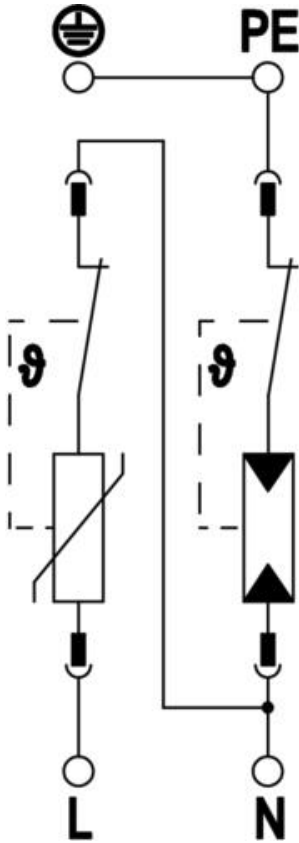
# Technical data sheet

## Combination arrester V50, 1-pole + NPE 150 V



Item number: 5093452

### Technical data



Maximum continuous voltage (N-PE)	255 V
Maximum continuous voltage AC	150 V
Integrated back-up fuse	no
Short-circuit resistance for max. mains-side overcurrent protection	50 kA eff
Conductor cross-section, flexible (fine-wire), max.	35 mm <sup>2</sup>
Conductor cross-section, flexible (fine-wire), max.	2 AWG
Conductor cross-section, flexible (fine-wire), min.	16 AWG
Conductor cross-section, flexible (fine-wire), min.	1.5 mm <sup>2</sup>
Conductor cross-section, rigid (single-wire/multiwire), max.	2 AWG
Conductor cross-section, rigid (single-wire/multiwire), max.	35 mm <sup>2</sup>
Conductor cross-section, rigid (single-wire/multiwire), min.	16 AWG
Conductor cross-section, rigid (single-wire/multiwire), min.	1.5 mm <sup>2</sup>
Humidity, min.	5 %
Humidity, max.	95 %
Max. mains-side overcurrent protection	160 A gL/gG
Maximum back-up fuse	160 A
Maximum discharge current (8/20 μs)	50 kA
Maximum discharge current (8/20 μs) [L-N]	50 kA
Minimum distance	1.5 mm
Installation type	DIN rail 35 mm
Nominal discharge current (8/20 μs)	30 kA
Nominal discharge current (8/20 μs) [L-N]	30 kA
Nominal frequency	50 Hz
Nominal voltage AC (50/60 Hz)	120 V
Network form	Other
TN network form	yes
TN-C network form	no
TN-C-S network form	yes
TN-S network form	yes
TT network form	yes
Pole number	2
Ports	One-Port SPD
Residual voltage [L-N] @ 1 kA	0.4 kV
Residual voltage [L-N] @ 12.5 kA	0.6 kV
Residual voltage [L-N] @ 5 kA	0.5 kV
Residual voltage [L-N] @ 7 kA	0.5 kV
Switching power AC	230 V; 0,5 A
Switching power DC	230 V; 0,1 A / 75 V; 0,5 A
Protection rating	IP20
Protective conductor current	< 5 μA
Protection level	≤0,8 kV

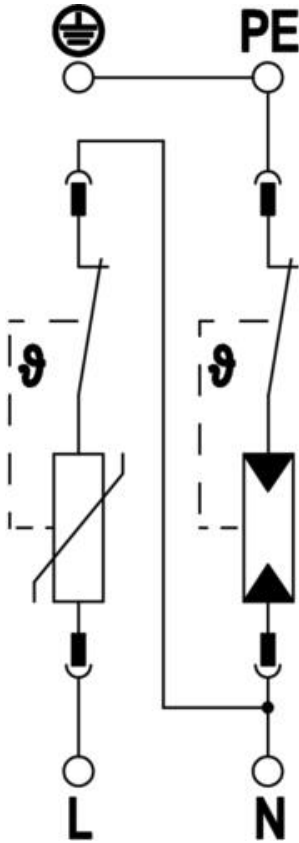
# Technical data sheet

## Combination arrester V50, 1-pole + NPE 150 V



Item number: 5093452

### Technical data



Protection level [L-N]	≤0,8
Protection level [N-PE]	1.5 kV
Signalling on device	Visual
SPD to EN 61643-11	Type 1+2
SPD to IEC 61643-1	Class I+II
SPD to UL 1449	Type 4
Permitted temperature range, max.	80 °C
Permitted temperature range, min.	-40 °C
TOV voltage [L-N] – fail safe mode – 120 min.	230 V
TOV voltage [L-N] – withstand mode – 5 s	175 V
TOV voltage [N-PE] – withstand mode – 200 ms	1200 V
Approvals	VDE UL ÖVE