

Technical data sheet

Lightning current and surge arrester, 3-pole + NPE

Item number: 5093654



Combination arrester, lightning and surge arrester type 1+2 to DIN EN 61643-11.

- For lightning protection equipotential bonding to VDE 0185-305 (IEC 62305)
- Lightning current arresting capacity 12.5 kA (10/350) per pole and 50 kA (10/350) in total
- Universally suitable for TN and TT systems
- With new Multibase base with multi-connection terminals
- Complete unit, consisting of upper part and base, pre-mounted and ready for connection
- Arrester, connectable with dynamic cut-off unit
- With visual function display
- Protection level < 1.3 kV
- Encapsulated, non-extinguishing zinc oxide varistor arrester for use in distributor housings
- Labelled connections

Application: Equipotential bonding in buildings, even those with external lightning protection of the Classes III and IV, and in standard distributor housings.

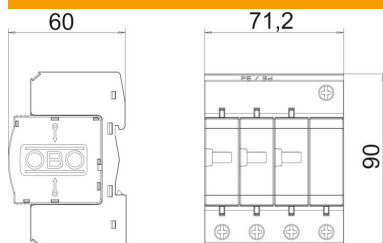
* Complete = Plug-in arrester and base



Master data

Item number	5093654
Type	V50-B+C 3+NPE
Description 1	CombiController V50
Description 2	3-pole + NPE
Manufacturer	OBO
Dimension	280V
Smallest sales unit	1
Unit of quantity	Piece
Weight	55 kg
Weight unit	kg/100 pc.
CO2 Footprint (GWP) Cradle-to-Gate	1,7832 kg CO2e / 1 Piece

Dimensions



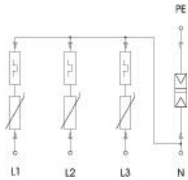
Technical data sheet

Lightning current and surge arrester, 3-pole + NPE



Item number: 5093654

Technical data



Arrester surge current (8/20 μ s) [total]	50 kA
Response time	<25 ns
Blow-out	no
Version for	3+NPE
Pole version	3
Structural width in division units (division unit, 17.5 mm)	4
Operating temperature, max.	80 °C
Operating temperature, min.	-40 °C
Lightning surge current (10/350 μ s)	12.5 kA
Lightning surge current (10/350 μ s) [N/PE]	50 kA
Lightning surge current (10/350 μ s)	50 kA
Remote signalling	no
Maximum continuous voltage (N-PE)	255 V
Maximum continuous voltage AC	280 V
Integrated back-up fuse	no
Conductor cross-section, rigid (single-wire/multiwire), max.	35 mm ²
Conductor cross-section, rigid (single-wire/multiwire), min.	2.5 mm ²
Lightning protection zone LPZ	0→2
Max. mains-side overcurrent protection	125
Maximum back-up fuse	125 A
Maximum discharge current (8/20 μ s)	50 kA
Installation type	DIN rail 35 mm
Nominal discharge current (8/20 μ s)	30 kA
Nominal discharge current (8/20 μ s) [L-N]	30 kA
Nominal discharge current (8/20 μ s) [N-PE]	50 kA
Nominal voltage AC (50/60 Hz)	230 V
Network form	Other
DC network form	no
IT network form	no
Other network form	no
TN network form	yes
TN-C network form	no
TN-C-S network form	yes
TN-S network form	yes
TT network form	yes
Pole number	3
Protection rating	IP20
Protection level	$\leq 1,3$ kV
Protection level [L-N]	$\leq 1,3$
Protection level [N-PE]	1.5 kV
Signalling on device	Visual
SPD to EN 61643-11	Type 1+2
SPD to IEC 61643-1	Class I+II

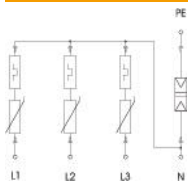
Technical data sheet

Lightning current and surge arrester, 3-pole + NPE

Item number: 5093654



Technical data



Permitted temperature range, max.	80 °C
Permitted temperature range, min.	-40 °C